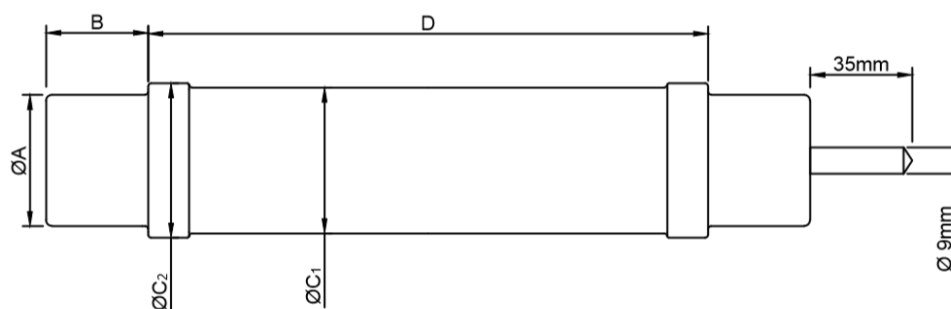


	With Trip-activated Striker Pin	With Thermally-activated Striker Pin
Item Code	S1A4025.08	S1T4025.08
Description	U _n =24kV, I _n =25A, D=442mm	
Application	Indoor & Outdoor	
Standards	IEC 60282-1, DIN 43625, VDE0670-4	

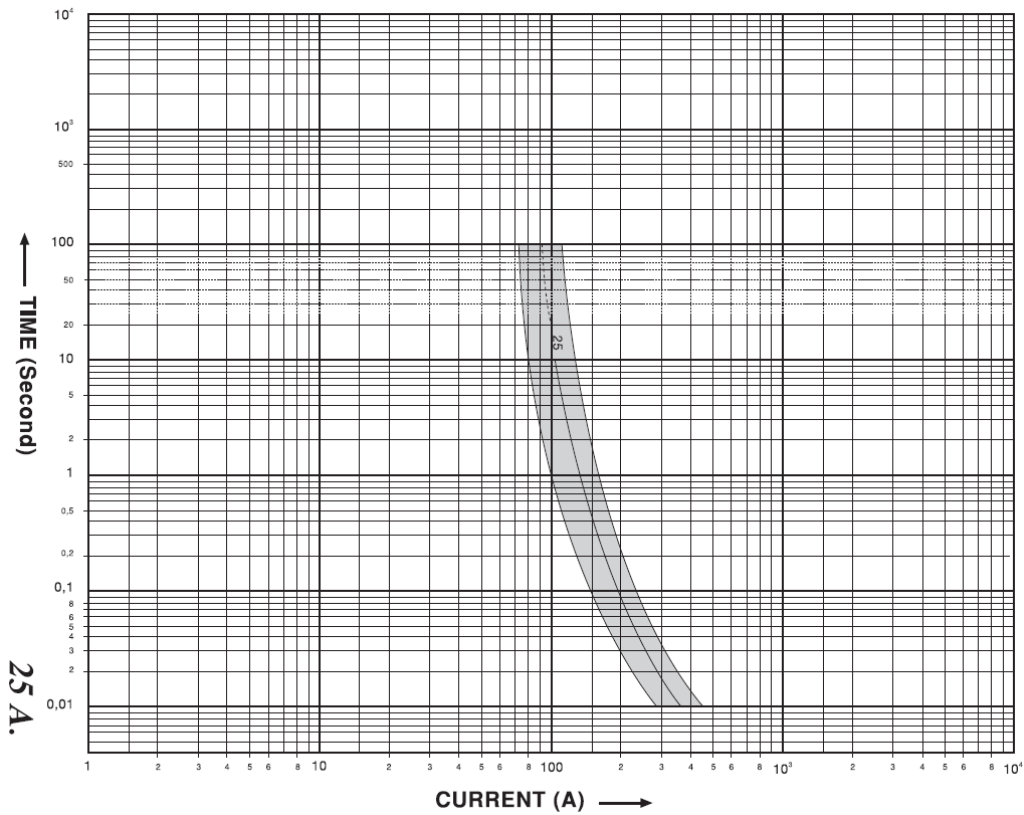


MECHANICAL CHARACTERISTICS						
ØA (±1)	B (+2, -0)	D (+0, -1)	ØC₁ (±2)	ØC₂ (±2)	Striker Force*	Weight
mm	mm	mm	mm	mm	N	kg
45	33	442	53	55	80	2,3

ELECTRICAL CHARACTERISTICS						
Rated Voltage (U_n)	Rated Current (I_n)	Rated Breaking Current (I₁)	Rated Frequency (f)	Minimum Breaking Current (I₃)	Cold Resistance (R) (±10%)	Power Loss
kV	A	kA	Hz	A	mΩ	W
24	25	63	50	94	70	63

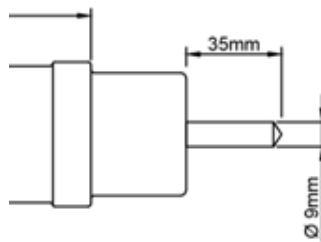
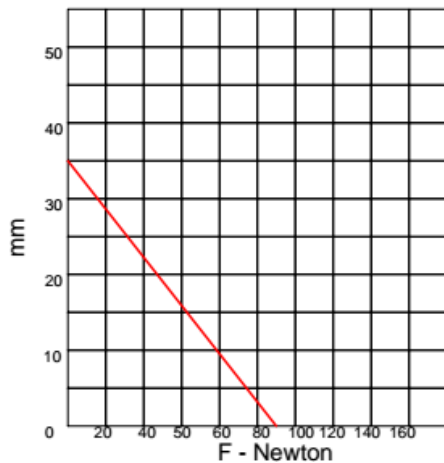
*Different striker pin types and forces are available upon request. Please refer to 2nd page for selection.

Time – Current Curve



Striker Pin Information

Travel – Force Diagram:



Striker Pin: 80N Force, medium class as per IEC 60282-1

Type and Force Selection:

S1□4025.□□

Striker Type:

A: Operates when fuse breaks the current
T: Thermally activated (F=80N only)
O: Optical indication
Z: Without striker

Striker Force:

05: F=50N
08: F=80N
12: F=120N
Not used if Striker Type digit is "O" or "Z"